



Thursday 4th February 2021

Reception Phonics

Click on the link to revisit the phase 2 sounds - [Phase 2 sounds with Miss Shillito](#)

Click on the link to revisit the phase 2 High Frequency words - [Phase 2 HFW with Miss S](#)

Click on the link to revisit the phase 3 sounds and HFW - [Phase 3 sounds and HFW with Miss Shillito](#)

My Phase 2 Sound Mat

s	a	t	p	i	n	m	d	g
o	c	k	ck	e	u	r	h	b
f	ff	l	ll	ss				

twinkl


j	v	w	x	y	z	zz	qu
ch	sh	th	ng	ai	ee	oo	



Thursday 4th February 2021

Reception Phonics

Today's sound is



This week's High Frequency Words
are



Today's recorded
lesson

[Reception Phonics](#)
[04.02.21](#)

Today's game - Log in to Phonics Play using the free home learning login

Username - Jan21

Password - home

Have a go at some of the games using sounds we have already learnt. Explore the site and feel free to play any Phase 2 games as well as the Phase 3 games with sounds we have covered.





Thursday 4th February 2021

Nursery Phonics

Today we are going to be continuing with 'voice sounds' some more.

Watch my sounds

Provide small mirrors for the children to observe their faces, lips, teeth and tongue as they make different speech sounds and experiment with their voices. Provide home-made megaphones in the outside area so the children can experiment with different speech sounds and their volume.





Thursday 4th February 2021

Penguin

Literacy

Today, we would like you to write sentences for the first half of the pictures on your story map.

Remember to use your sound mat (on the 1st slide) to help you to write the words- match the sounds you can hear to the letters on your mat.

Challenge yourself to use capital letters and full stops. Remember to use finger spaces between each word. Can you read your sentences back to your grown up?

We look forward to seeing your writing on Tapestry.





Thursday 4th February 2021

Reception Maths

Click on the link below to access today's maths lesson.
Scroll down the page to see **Session 4, making 6,7 & 8**



[Session 4 - matching 6,7 & 8](#)

For today's activity you will be finding all the matching pairs. Remember to look carefully at how many objects or dots you can see. Do they match?

Challenge: Can you find different ways of showing 6?
Perhaps you can find 6 pencils and 6 on a dice? Can you also find different ways of showing 7 and then 8. Take pictures and post them on Tapestry for us to see.

Play the ladybird matching game by clicking on the link.

[Ladybird matching game](#)





Thursday 4th February 2021

Arden Primary School

Believe, Respect, Reflect, Achieve

0161 430 2675

Nursery Maths

Click on the link and sing along with the song '5 little speckled frogs'.

Use 5 objects or toys from around your house and sing the counting song. Take one away each time. Can you count how many objects you have left? Is the number of objects getting bigger or smaller each time?

After singing, go on a number hunt to find the numeral 5. How many did you find? Can you use your fingers to show 1 less all the way to 0!



[Five little speckled frogs](#)



Thursday 4th February 2021



Creative Development- Arctic craft

Today we would like you to make a craft penguin- or any other arctic animal using paper and shapes cut out from the paper.

As you can see the penguins use lots of different 2D shapes. You can choose from circles, triangles, ovals, oblongs, hexagons etc. Talk to your child about the shapes - the names and properties (is it curved, straight, how many sides, corners).

Take a picture of your creation and post it on to Tapestry for us to see.

